

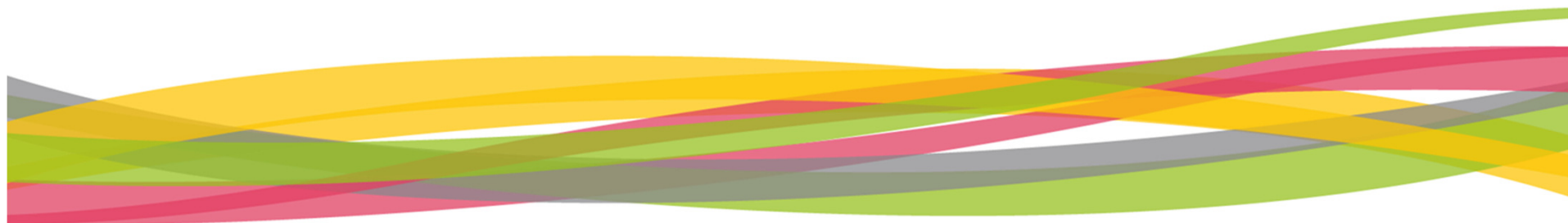


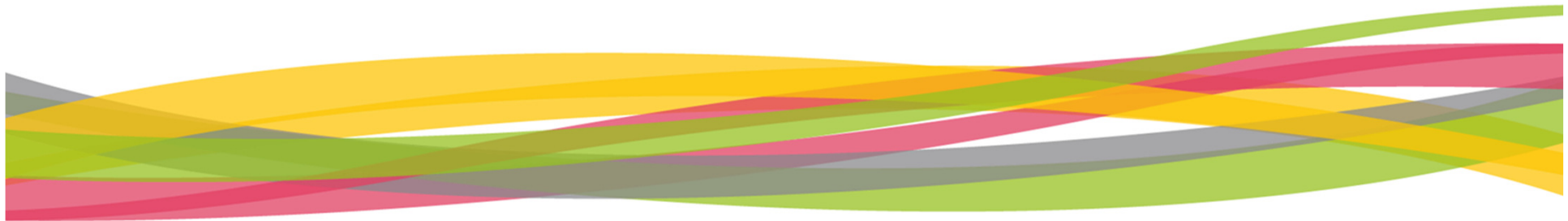

The required inputs and the administrative framework

From project idea to
Expression of Interest

Interwork event – Bremen
16 January 2018

Christoffer S. Villsen, Jenny Thomsen, and Sarah Holsen

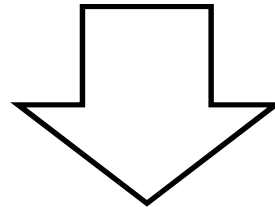






Guidance

Rule



Exercise



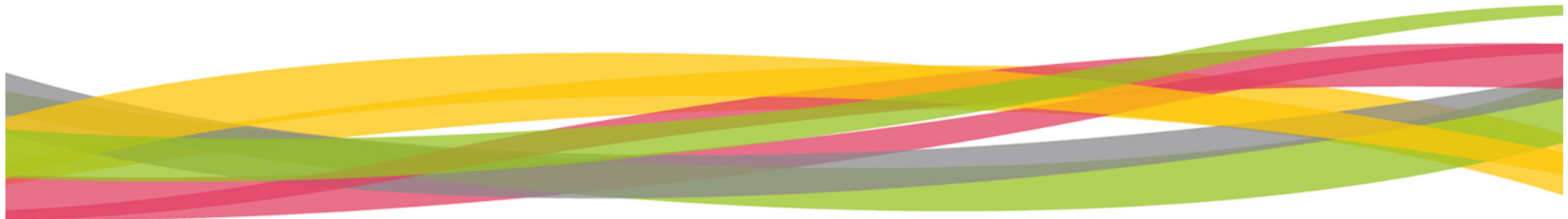


Guidance

The almost ready concept

- + Advanced in its development
- + Established consortium
- + Clear budget frame
- + Clearly defined objective
- + Clear indication of project results

Next step is the Expression of Interest

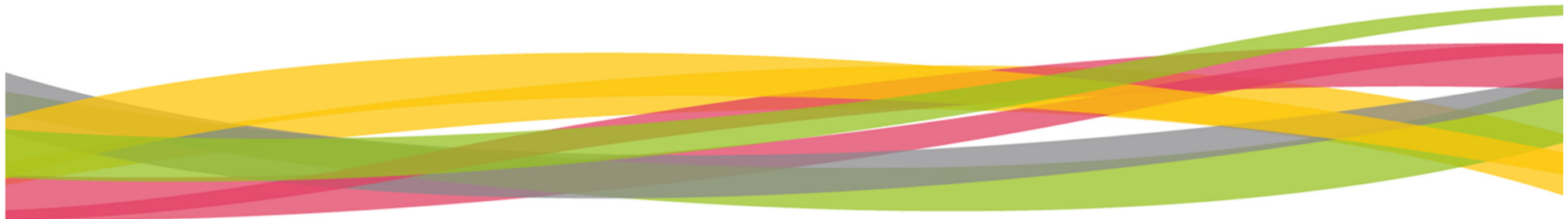




Rule

General principles

- + Approved activities only
- + 50% funding – Paid as reimbursement
- + Beneficiaries in application only
- + Costs required for implementing the project only
- + No double funding
- + No maximum or minimum project budgets

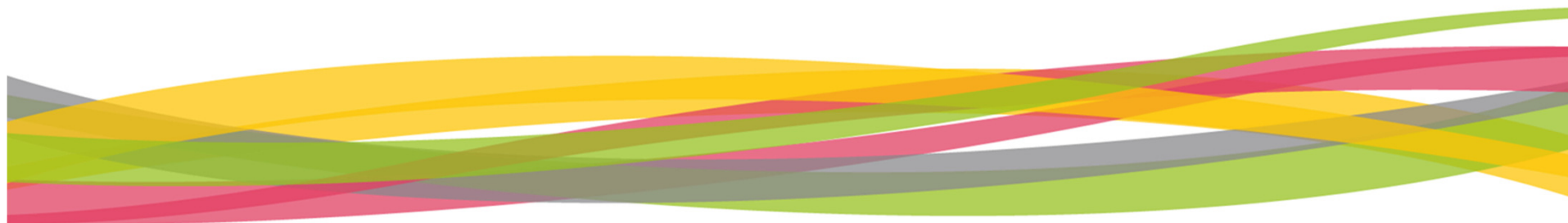




Content of the Expression of Interest

Four steps

- + Main information
- + Project description
- + Project objectives and expected results
- + Project budget






Main information


1. Project idea identification 2. Project description 3. Project objectives and expected results 4. Project budget

1.1 Project title *

1.2 Project acronym *

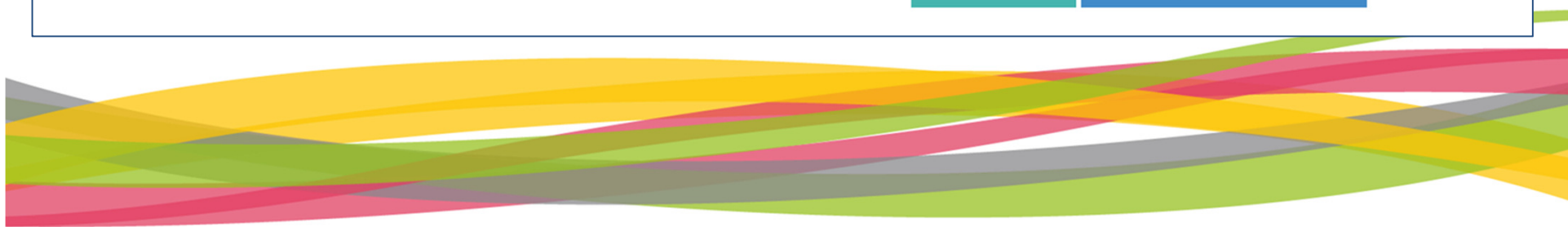
1.3 Lead Beneficiary *

1.4 Start Date * 

1.4 End Date * 

1.5. Programme Priority * ▼

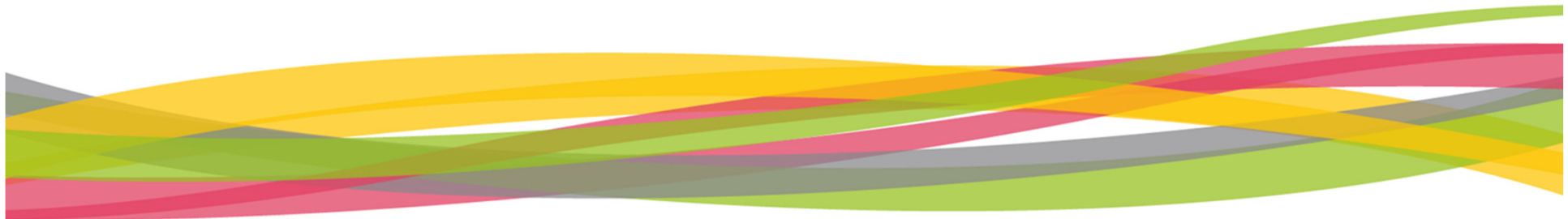
1.6. Specific objective * ▼





Project description

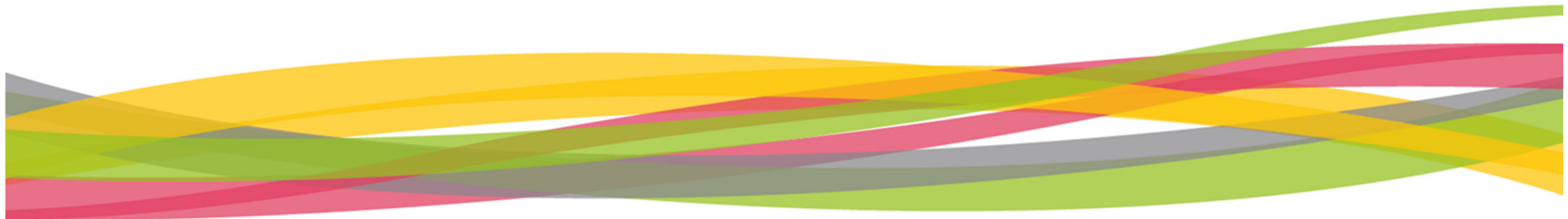
- + Project summary
- + The shared territorial challenge(s)
- + The approach to address the shared challenge(s) - including what is new about this approach
- + Why transnational cooperation is needed





Project objectives and expected results

- + The overall project objective
[What do we want to achieve with the project]
- + The expected project results
[How do we measure the outcome of the pilots and what is the baseline for the measurement]
- + The project detailed objectives
[What is the major steps towards achieving the overall objective]

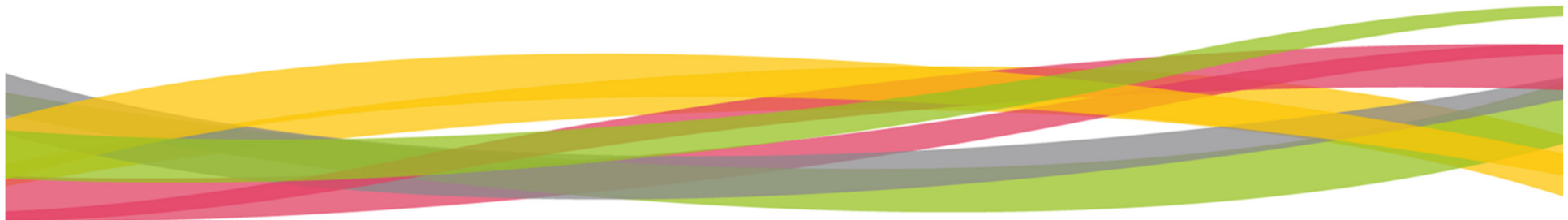




Rule

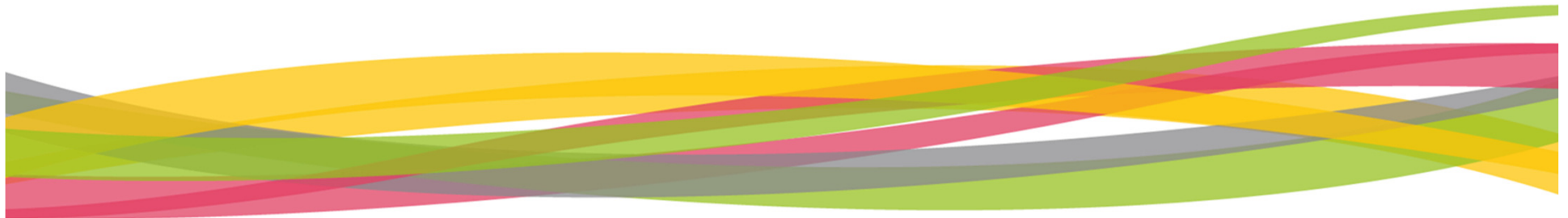
Indicators

- + Read Fact Sheet 23! - Don't get rejected for technicalities!
- + Check programme definitions of indicators '**deliverables**', '**outputs**' and '**results**'
 - ➔ Result indicators are essential at EoI stage– they must measure the benefit from carrying out the project



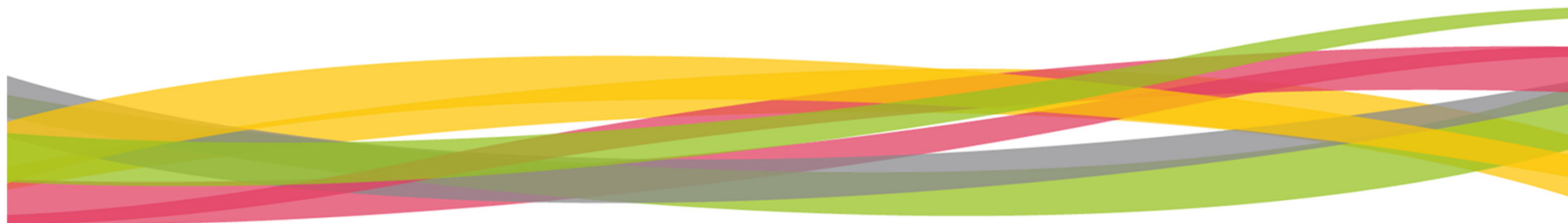



What have you learned?





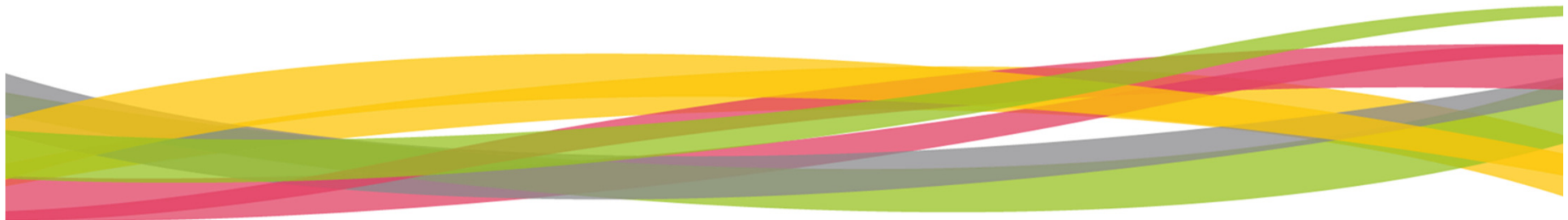
www.kahoot.it





Project budget

- + **Overview of the project partners**
[Basic information of your partners, their budget and their role in the project]
- + **The role of the partners**
[What is the partner's role in the project]
- + **Investments**
[Description and explanation - clear justification]





Location of beneficiaries and expenditure

- + **Key message:** As a basic rule all beneficiaries, activities and expenditure have to take place inside the boundaries of the North Sea Region.
- + Exception to the rule
- + **Max. 20% of eligible budget** per project can be allocated to beneficiaries and activities outside North Sea Region area

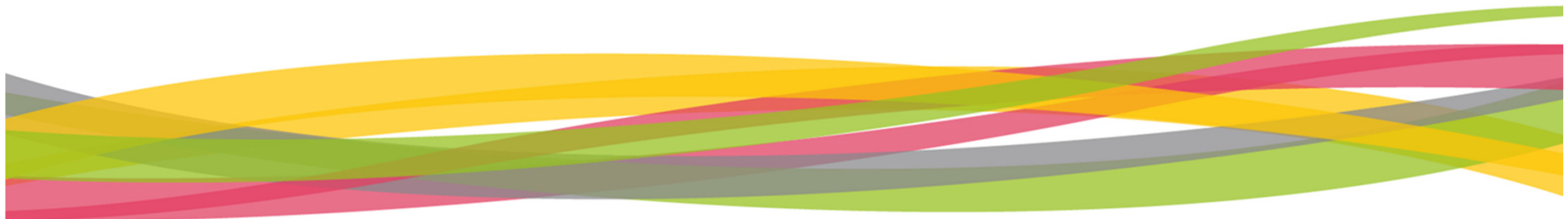




Rule

Roles and responsibilities

- + Every project has a **Lead Beneficiary**, who has overall responsibility for ensuring the project is delivered according to plan
- + **All beneficiaries** – responsible for own activities and accuracy of expenditure
- + **Local partnerships**: Coordinating beneficiary and co-beneficiaries (same country!)

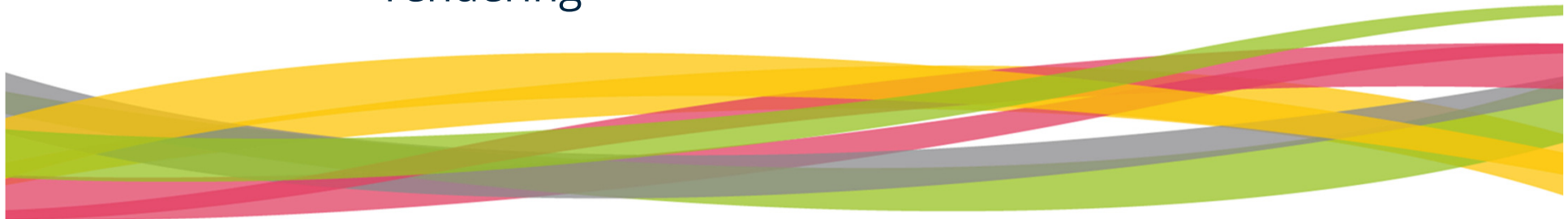




Private sector beneficiaries

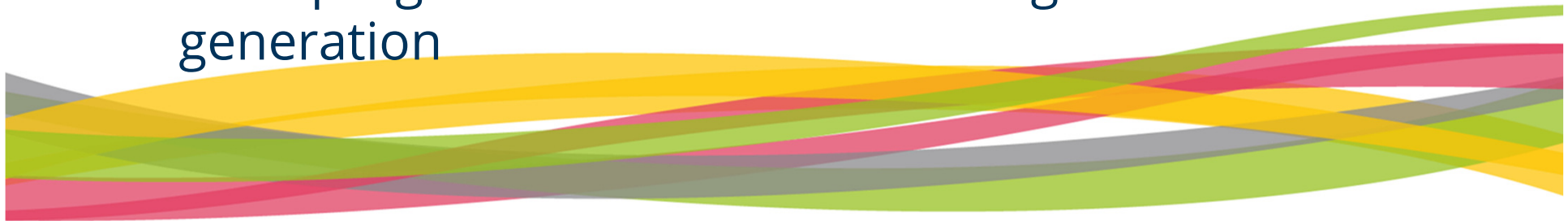
- + Private sector beneficiaries can be a risk factor but also be an asset

- + Changing from normal business practices – some examples of requirements and additional rules:
 - State aid
 - Documentation
 - Revenue
 - Tendering



State Aid

- + Dependent on activities - competitive advantage?
distortion of competition?
- + Three options available:
 - + No Economic Advantage (**not** for for-profit enterprises)
 - + *de minimis*: Max €200,000 over 3 fiscal years*
 - + General Block Exemption Regulation (GBER):
€2 million per beneficiary (only applies to SMEs)
 - + Beneficiaries under *de minimis* or GBER are exempt
from programme rules on tendering and revenue
generation

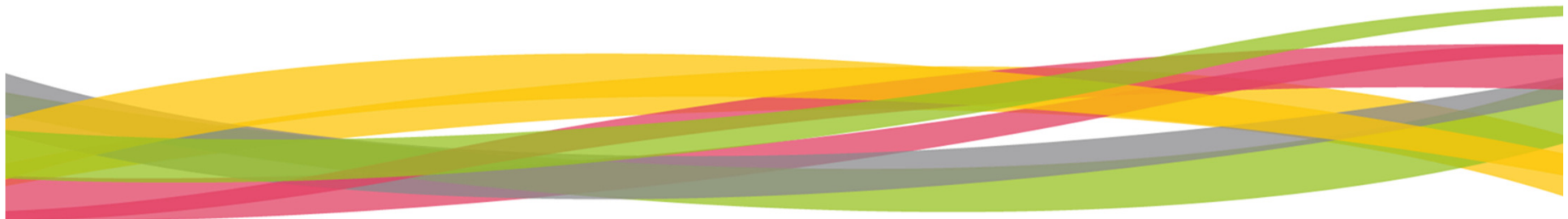




Rule

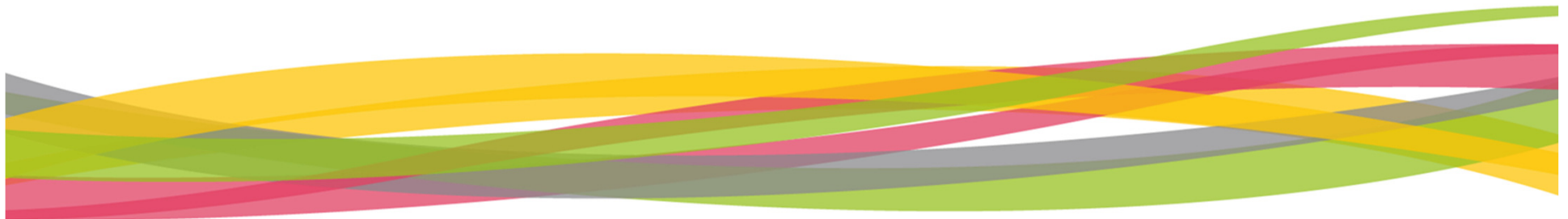
What to understand next

- + The budget lines
- + Handling of staff costs
- + Procurement
- + Specialised equipment vs. regular equipment





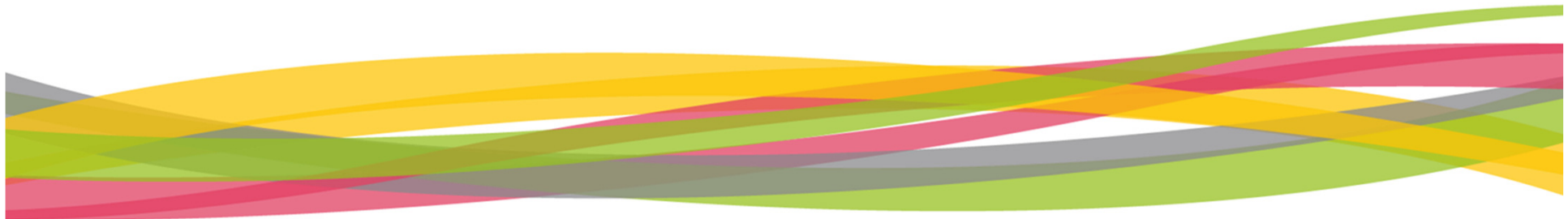
What have you learned?





How will your EOI be assessed

- + Transparent assessment criteria
[\[outlined in fact sheet 19\]](#)
- + Only what is in the Expression of Interest will be assessed – no annexes
- + Call specific requirements - Guidance note for call 6





Assessment categories (Fact sheet 19)

- + Project context
- + Cooperation character
- + Project contribution to Programme's objective, expected results and outputs
- + Partnership relevance
- + Investments and budget



How do we support your work?

VB/NSRP Online Monitoring System 🖨️ 12 🕒 29:58 🔗 HELP 👤 Demo LeadBen ▾

Project Applications
[Write the name of your project] ([Write the project acronym])

🏠 Home > Project Applications > Expression of Interest > [Write the name of your project]

1. Project idea identification 2. Project description 3. Project objectives and expected results 4. Project budget

1.1 Project title *

1.2 Project acronym *

1.3 Lead Beneficiary *


1.4 Start Date * 📅

1.4 End Date * 📅



Guidance

How can I access the OMS?



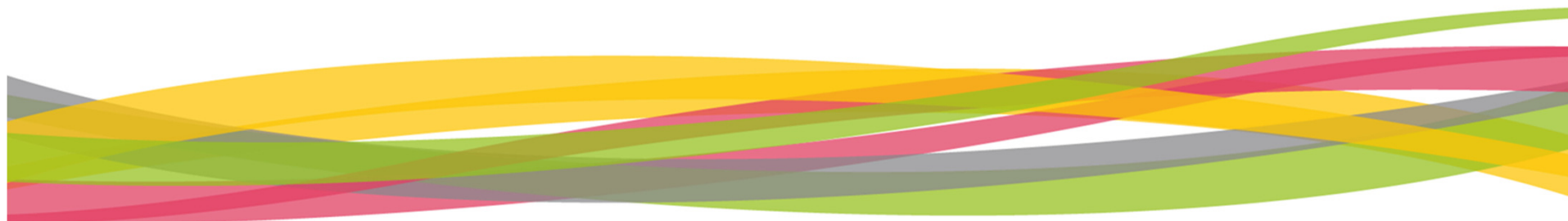
The screenshot shows the website header with the Interreg North Sea Region logo and the European Union flag. Navigation links include 'Project login', 'Programme login', a search bar, and 'About the programme', 'Project information', and 'Key documents'. The main content area is titled 'Project login' and features four colored buttons: 'Thinking Growth' (yellow), 'Eco-innovation' (green), 'Sustainable NSR' (pink), and 'Green transport and mobility' (grey). The 'Project login' section contains two links: 'Login to online monitoring system' and 'Login to project webspace', each with a brief description of their functions. Social sharing icons for Facebook, Twitter, LinkedIn, and Google+ are located at the bottom of the section.

www.northsearegion.eu → [Project login](#)



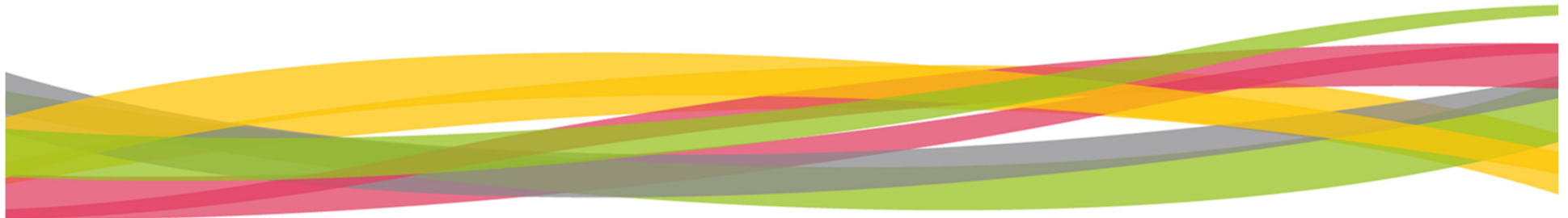
How much can I write?

<u>Section of Expression of Interest form</u>	<u>Character limit</u>
Project description	
2.1 – Project summary	1500
2.2 - What are the shared territorial challenges that will be tackled by the project?	3000
2.3 - What is the project's approach in addressing these shared challenges and/or joint assets and what is new about the approach the project takes?	3000
2.4 - Why is transnational cooperation needed to achieve the project's objectives and result?	3000
Project objectives and expected results	
3.1 - Project overall objective	1500
3.2 - Project results	3000
3.3 – Project detailed objectives	350
Project budget	
4.1 – Project partners overview	500
4.3 - Investments	1500





What have you learned?





Key message

+ The almost ready concept

[You are ready to start implementing the concept in a near future]

+ Write in a clear and understandable language

[You are the experts - we are not]

+ Focus on project objectives and expected results

[Think ahead and plan for the full application]





Additional information

+ Programme website

<http://www.northsearegion.eu/project-information/>

+ joint Secretariat

+ National Contact Points

