

CSV testing 03 November 2021 (CSVTEST03)

A.1 Identification

Call

Call 1A (EoI)

A.1.1 Project title

CSV testing 03 November 2021

A.1.2 Project acronym

CSVTEST03

A.1.3 Lead Partner

testing

A.1.4 Start Date

01/03/2022

A.1.4 End Date

22/03/2023

A.1.4 Project duration

12 months

A.1.5. Priority

Priority 1. Robust and smart economies in the North Sea Region

A.1.6. Priority specific objective

1.2 Developing skills for smart specialization, industrial transition and entrepreneurship



A.2 Summary

A.2 Project Summary



tttt

B.1 Partners

B.1.1 Project partners

	Identity	Address	Budget
 1	testing Abrv.: CSVTeSTT Name (EN): naa <i>Lead Partner</i> VAT number: 00000000 Entitled for VAT recovery: Yes Legal status: Private State aid: GBER Letter of intent: Self declaration:	Address: Toldboden 3E, 8800 Viborg, Denmark (NUTS: DK041) Website: www.northsearegion.eu Department: testing Dept. Address: Toldboden 3E, 8800 Viborg, Denmark (NUTS: DK041)	287.155 €
 2	another Abrv.: anT <i>Project Partner</i> VAT number: 12345678 Entitled for VAT recovery: No Legal status: Public State aid: Not State Aid Relevant	Address: Toldboden 1, 5000 Odense, Denmark (NUTS: DK031) Website: www.northsearegion.eu Department: finance Dept. Address: Toldboden 1, 5000 Odense, Denmark (NUTS: DK031)	8.298 €

Letter of intent:
Self declaration:

 2.2 Sub3	Address: some, 10115 Munisch, Germany (NUTS: DE300) Website: test.gr	0 €
<i>Sub-Partner</i> of another VAT number: 123456789 Entitled for VAT recovery: No Legal status: Public State aid: Not State Aid Relevant Letter of intent: Self declaration:		
 2.3 SubPartner	Address: Somewhere, 10115 Munisch, Germany (NUTS: DE300) Website: test.com	0 €
Name (EN): Org1 <i>Sub-Partner</i> of another VAT number: 123456789 Entitled for VAT recovery: No Legal status: Public State aid: Not State Aid Relevant Letter of intent: Self declaration:		
		<i>Total budget</i> 295.453 €

B.2 Partnership Description

B.2 Project Partnership

test

C.1 Objective

C.1.1 Project overall objective

test

C.2 Spotlight themes

C.2.1 Does your project contribute to the Digitalisation spotlight theme?

No

C.2.1 Contribution to spotlight theme: Digitalization

C.2.2 Does your project contribute to the Rural-urban linkages spotlight theme?

Yes

C.2.2 Contribution to spotlight theme: Rural-urban linkages

testing

C.2.3 Does your project contribute to the spotlight theme: Strengths and challenges in the North Sea basin

No

C.2.2 Contribution to spotlight theme: Strengths and challenges in the North Sea basin

C.3 Relevance and context

C.3.1 What are the common territorial challenge(s) that will be tackled by the project?

test

C.3.2 How does the project tackle identified common challenges and/or opportunities and what is new about the approach the project takes?

test

C.3.3 Why is transnational cooperation needed to achieve project objectives and results?

est

test

C.3.5 Synergies

Title / Description

1	Test2 Test2
2	Test1 test1

C.4 Work plan

C.4 Work Packages

Number/Title

Investments

1	Work Plan (entire project)	2
---	-----------------------------------	---

Communication objective(s) and target audience

test

Activities

Activity	Indicator	Target
1 Activity 1 test	External Event	4

Outputs

Indicator	Output	Target
Strategies and action plans jointly developed	Strategies terst	400

Investments

Title / Description / Location

1	Investment2 Justification: Some order Test Risks: Test Documentation: test Ownership: test
2	Investment 1 Justification: testing investment Risks: test Documentation: teste

Ownership: teste
 Location: DK
 Location (NUTS): DK032

C.5 Results

C.5 Project results

Indicator	Description	Target
1 Joint strategies and action plans taken up by organisations	Lorem ipsum dolor sit amet, consectetur adipiscing elit. In nisl tortor, auctor non luctus vulputate, pretium vitae nibh. Donec varius pretium libero. In eu orci quam. Nullam id nisl sed mi dictum lacinia. Mauris hendrerit elit sit amet fringilla.	50
2 Organisations with increased institutional capacity due to their participation in cooperation activities across borders	ddfdddd	4

C.5.1 Project outputs and result overview

Programme output indicator	Total per programme output indicator	Output title	Output target	Programme result indicator	Result indicator target
Strategies and action plans jointly developed	400	Strategies	400	Joint strategies and action plans taken up by organisations	50
Organisations cooperating across borders	4	Number of partners	4	Organisations with increased institutional capacity due to their participation in cooperation activities across borders	4

C.6 Project management

C.6.1 How will you coordinate your project?

test

C.6.2 What will be the general approach you will follow to communicate about your project?

test




C.7 Durability


C.7 Use of project outputs

teste

D.1 Budget

D.1 Project budget – overview per partner / per budget line

Partner	Staff costs	Other costs	TOTAL ELIGIBLE BUDGET
 1 testing	205.111 €	82.044 €	287.155 €
 2 another	5.927 €	2.371 €	8.298 €
 2.2 Sub3	0 €	0 €	0 €

 2.3 SubPartner	0 €	0 €	0 €
Total	211.038 €	84.415 €	295.453 €
% of Total budget	71 %	29 %	100 %
ERDF	105.519 €	42.208 €	147.727 €
Norwegian funding	- €	- €	- €



D.1.1 Staff Costs

Partner	Description	Budget
testing	Project manager	50.000 €
another	Communicaiton	589 €
another	Cool stuff	4.995 €
testing	test	55.111 €
another	Manager	343 €
testing	Management	100.000 €
		Total: 211.038 €

D.2 Funding

D.2 Project budget per co-financing source (fund) - breakdown per partner

EU Partners - ERDF


Partner	Funding	Co-financing rate (%)	% of total Funding	Public contribution	Private contribution	Total contribution	TOTAL ELIGIBLE BUDGET
 1 testing	172.293 €	60%	117%	28.000 €	3.422 €	31.422 €	203.715 €
 2 another	4.979 €	60%	3%	800 €	2.330 €	3.130 €	8.109 €
Sub-total for beneficiaries outside (the Union part of) the programme area	- €	60%	%	- €	- €	- €	- €
EU Partners Total	177.272 €	60%	100%	28.800 €	5.752 €	34.552 €	211.824 €




Norwegian beneficiaries – ERDF-equivalent

Partner	Funding	Co-financing rate (%)	% of total Funding	Public contribution	Private contribution	Total contribution	TOTAL ELIGIBLE BUDGET
Norway Total	- €	50%	0%	- €	- €	- €	- €

D.3 Spending plan

D.3 Project budget – overview per partner / per period

Partner	Year #1 (03/2022- 12/2022)	Year #2 (01/2023- 03/2023)	TOTAL ELIGIBLE BUDGET
 1 testing	68.600 €	78.555 €	147.155 €

 2 another	7.000 €	825 €	7.825 €
 2.2 Sub3	0 €	0 €	0 €
 2.3 SubPartner	0 €	0 €	0 €
Total	75.600 €	79.380 €	154.980 €
% of Total budget	49 %	51 %	100 %
ERDF	37.800 €	39.690 €	77.490 €
Norwegian funding	- €	- €	- €

E. Submission

Managing User

Name Applicant @ DemoCorp

Sent to JS

No

Date of submission
