



Standards for project JOMOPANS: ocean noise monitoring for the North Sea

JOINT MONITORING PROGRAMME FOR AMBIENT NOISE IN THE NORTH SEA

Stephen Robinson, Jake Ward, Lian Wang (NPL)

JOMOPANS End Event. 10th June 2021.

Getting the standards wrong...




The Vasa warship



Laufenburg Bridge


JOMOPANS standards (WP3)

- ▶ Previously, no existing international standards for monitoring ocean ambient sound
 - ▶ Needed to build on earlier projects (EU BIAS, NPL GPG 133, ...)
- ▶ Procedures (project “standards”) developed for:
 - ▶ Terminology
 - ▶ Equipment performance specification, calibration and deployment
 - ▶ Data processing and analysis
 - ▶ Modelling
- ▶ Outputs to feed into future ISO standards



Terminology

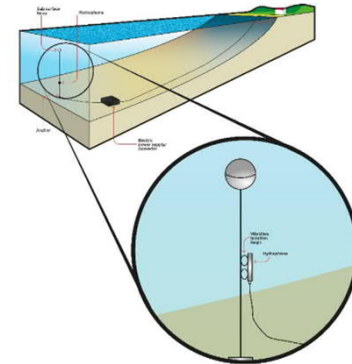
- ▶ Terminology
- ▶ Defines key terms and metrics for ocean sound monitoring
- ▶ Building on existing standards
 - ▶ ISO 80000-8 standard (2020)
 - ▶ ISO 18405 standard (2017)
 - ▶ ISO 18406 standard (2017)
- ▶ Coherence with other monitoring projects
 - ▶ Strong coherence with US ADEON project
 - ▶ ADEON terminology procedure used as basis for a number of definitions



Equipment and deployments



- ▶ Mixture of equipment types used
- ▶ Minimum performance specification defined
- ▶ Fixed cabled hydrophones
 - ▶ Cabled back to shore
- ▶ Shorter-term autonomous recorder deployments
 - ▶ Sound traps
 - ▶ Wildlife Acoustics SM2M and SM3Ms
- ▶ Minimum duty cycle: 30% (10min on, 20 min off)
- ▶ Guidance provided on deployment methods

Metric	Specification
Frequency range:	10 Hz – 20 kHz (Note: focus frequencies are the 63 Hz and 125 Hz TOB)
Dynamic range:	Minimum 16 bit (nominal dynamic range 96 dB), Preferably 24 bit (nominal dynamic range 144 dB) Note: actual dynamic range is from noise floor defined by system self-noise to the maximum measurable undistorted sound pressure
Sensitivity:	In the range: -165 to -185 dB re. 1 V/ μ Pa
Directionality:	Omnidirectional to within +/- 1 dB up to 20 kHz azimuthal, and to within +/- 2 dB in vertical elevation (see description of recorder performance when hydrophone is attached to body)
Sampling rate:	44 or 48 kHz (20 kHz frequency range)
Filtering:	Any filter characteristics should be known Especially, low and high pass filtering caused by frequency roll-off of instrumentation
System self-noise:	Better than 64 dB re 1 μ Pa ² /Hz at 63 Hz; Better than 59 dB re 1 μ Pa ² /Hz at 125 Hz. 6 dB below the lowest sound level.



Equipment calibration


- ▶ traceability to international standards required
 - ▶ methods based on IEC 60565:2020
- ▶ building upon EU EMPIR project UNAC-LOW
- ▶ calibrations requested before and after the deployments
- ▶ absolute calibrations for hydrophone and recording system
- ▶ in-situ field calibrations requested prior to deployment and post recovery
 - ▶ typically using an air “pistonphone” calibrator
- ▶ Calibration workshop hosted at NPL (January 2020)
- ▶ comparison of calibrations undertaken
- ▶ estimated worst case agreement: 1.5 dB

 
Interreg
North Sea Region
3moparis
European Regional Development Fund
EUROPEAN UNION

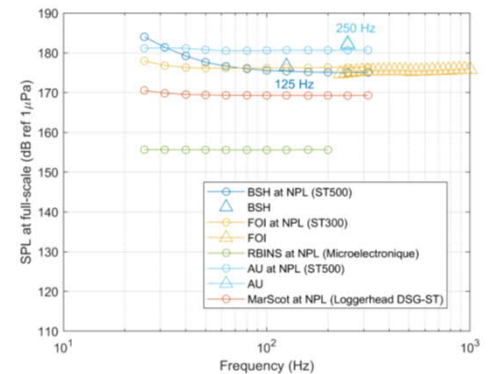
Joint Monitoring Programme for Ambient Noise North Sea
2018 – 2020

**Standard procedure for equipment
performance, calibration and deployment**

WP 3
Deliverable/Task: 3.2

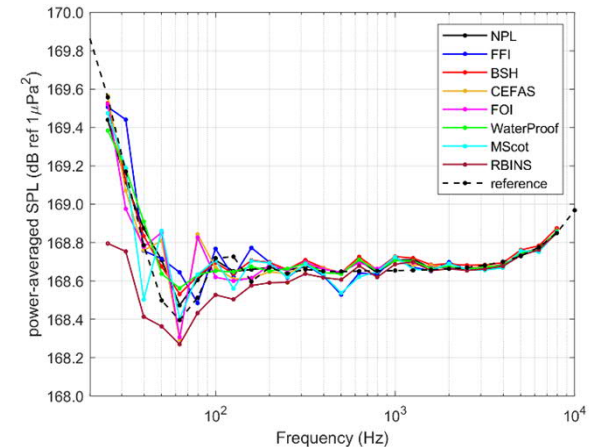
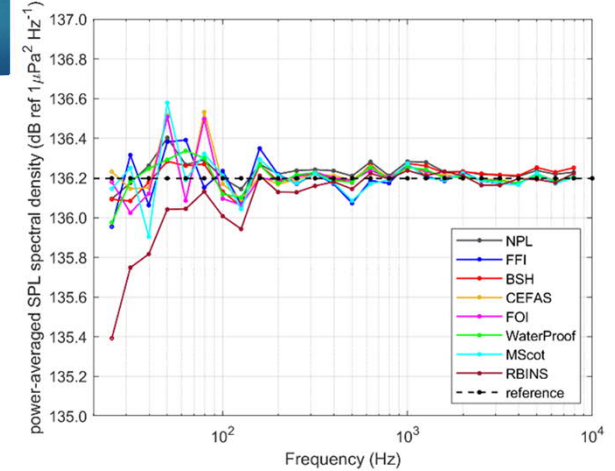


Authors: J. Ward, S. Robinson, L. Wang, N. Crawford,
Affiliations: NPL
Date: May 2021



Data analysis procedures

- ▶ Specification for methods of calculating the key metrics from measurement data
- ▶ Detailed descriptions provided of analysis
- ▶ Benchmarking:
 - ▶ As a check on performance of software algorithms used by partners, benchmarked data sets were created for validation of analysis algorithms
 - ▶ benchmarked data sets circulated to all partners ("Ring test")
 - ▶ Benchmarked data: two sets of synthesised data of known statistics and expectation value: "white" noise and "pink" noise

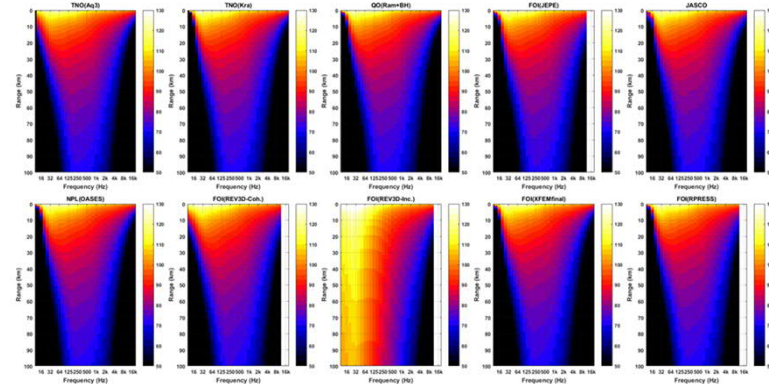


Modelling

- ▶ Choice of propagation models
- ▶ Environmental parameters
 - ▶ Bathymetry, seabed, sound speed...
- ▶ Source models (ships, wind)
- ▶ AIS data
- ▶ Resolution (spatial, temporal, frequency)
- ▶ Benchmarking:
 - ▶ Model performance tested against benchmarked scenarios
 - ▶ Model results compared

Shallow water - low frequency	Shallow water - high frequency	Deep water - low frequency	Deep water - high frequency
Ray theory	Ray theory	Ray theory	Ray theory
Normal mode	Normal mode	Normal mode	Normal mode
Wave number integration	Wave number integration	Wave number integration	Wave number integration
Parabolic equation	Parabolic equation	Parabolic equation	Parabolic equation
Energy flux	Energy flux	Energy flux	Energy flux

Green – suitable; Amber – suitable with limitations; Red – not suitable or



Legacy: the future of standards

- ▶ Procedures (project standards) developed in JOMOPANS:
 - ▶ Terminology
 - ▶ Equipment performance specification
 - ▶ Equipment calibration and deployment
 - ▶ Data processing and analysis
- ▶ JOMOPANS outputs to feed into future ISO standards
- ▶ New WG started in ISO TC43 SC3
 - ▶ WG5: monitoring ocean ambient sound
- ▶ New Work Item Proposal circulated – to be discussed at October meeting
- ▶ JOMOPANS partners will be active members of WG5
 - ▶ including leading work items

