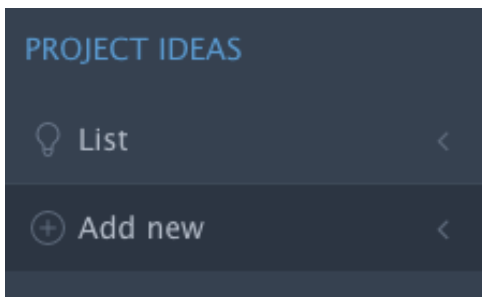




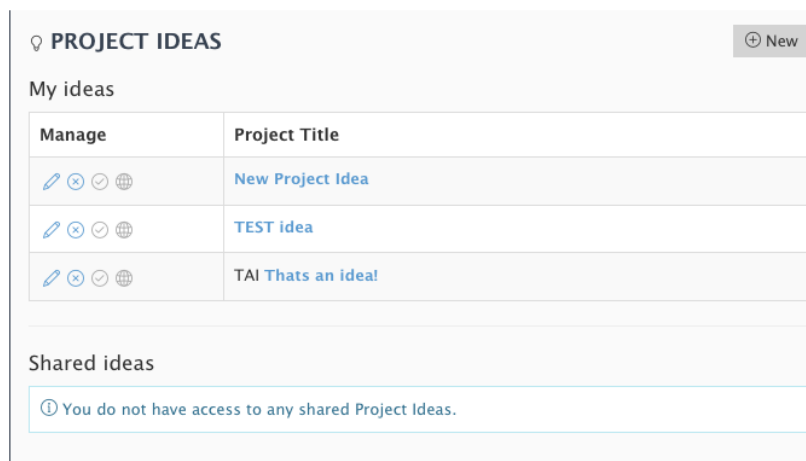
How to create a new project idea

1. Click the 'Add new' button under the category 'PROJECT IDEAS' in the left column of the system.




or click the 'New' button under the 'PROJECT IDEAS' section , in the home page of the system.

You can also find a list with your Project ideas and Shared ideas here.



2. Fill in the fields and click 'Submit and proceed to the next step' in order to continue filling in the fields in the next tabs. Fields with the * sign are required and must be filled in.






Tab: Main details

Main details	Contact	Description	Submission
Project Title *	<input type="text" value="New Project Idea"/>		
Acronym *	<input type="text"/>		
Priority *	<input type="text" value="Not defined"/>		
Created by	vasso Tsiakiroudi		
Date of creation	2015-03-20 10:19:33		
Date of modification	20/03/2015 10:19:36		
<input type="button" value="Save and return"/>			
<input type="button" value="Submit and proceed to next step"/>			

Tab: Contact

Main details	Contact	Description	Submission
Region Authority *	<input type="text" value="Please note that the Lead Beneficiary must be a public instit"/>		
Contact Person First Name *	<input type="text"/>		
Contact Person Last Name *	<input type="text"/>		
Email *	<input type="text" value="Enter a valid e-mail address"/>		
Address *	<input type="text"/>		
P.O. Box	<input type="text"/>		
Postal Code *	<input type="text"/>		
City *	<input type="text"/>		
Country *	<input type="text" value="Not defined"/>		
Telephone *	<input type="text"/>		
Fax	<input type="text"/>		
<input type="button" value="Save and return"/>			
<input type="button" value="Submit and proceed to next step"/>			





Tab: Description

Main details **Contact** **Description** **Submission**

Central Aim * 0/500

Project Description * 0/2500

Envisaged Output * 0/1000

What is the need for this project? 0

Thematic Keywords

- Not defined
- Clusters
- Digitalisation of services
- Growth and jobs
- Innovation capacity building
- Innovation demand stimulation
- Innovative public service

 Choose from these priority-related keywords

Other Keywords *


Partners Found Already 0

Partners Searched 0

Estimated Budget *

[Save and return](#) [Submit and proceed to next step](#)

Tutorial: Online Monitoring System





Tab: Submission

[Main details](#) [Contact](#) [Description](#) **Submission**

Allow the idea to be published on the NSRP website? No Yes

Submit to JTS No Yes
Send the idea to the JTS for evaluation.

Date of submission 20/03/2015 10:22:48

[Submit](#)

3. In the final step 'Submission' you can find the 'Submit to JS' field. Choose 'yes' and click the 'Submit' button in order to submit your project idea.
4. In each step you can also find the 'Save and return' button, if you want to save your work and continue later.