



Overview of the outcomes of Calls 1-4

Interwork event – Bremen
17 January 2018

Carsten Westerholt and Sarah Holsen





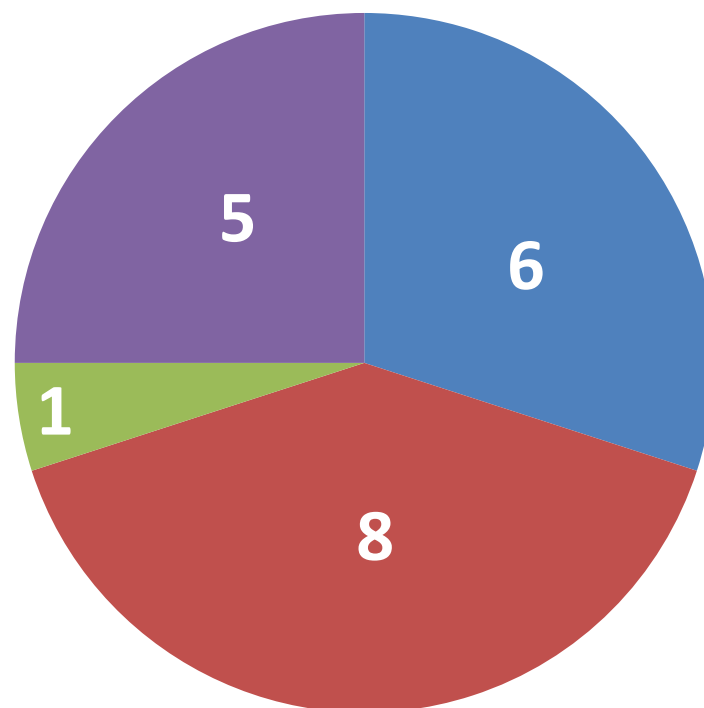
Status after calls 1, 2, 3 and 4

- 39 full applications approved in Calls 1, 2, 3
- 20 EOIs approved in Call 4
- About 54% of available project funding allocated
- Approval rate for EOIs:
Call 1: 50% | Call 2: 54% | Call 4: 50%
- Approval rate for full applications:
Call 1: 53% | Call 2: 36% | Call 3: 71%






Number of approved EOIs in Call 4 per priority



- Priority 1
- Priority 2
- Priority 3
- Priority 4





Approved projects and Call 4 EOIs by priority/specific objective

Specific objective	Full Applications approved in calls 1, 2, 3	EOIs approved in Call 4
1.1	3	2
1.2	6	2
1.3	4	2
2.1	5	2
2.2	2	6
3.1	6	0
3.2	7	1
4.1	1	1
4.2	5	4
Total	39	20



earegion.eu/vb/overview/

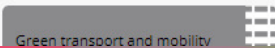




[Project Login](#) [Programme Login](#)

[Home](#) [Projects List](#) [Funding Overview](#)



[Home](#) > [Projects](#)



Projects

Below is an overview of approved projects of the North Sea Region Programme 2014 - 2020.

Search projects

Priority

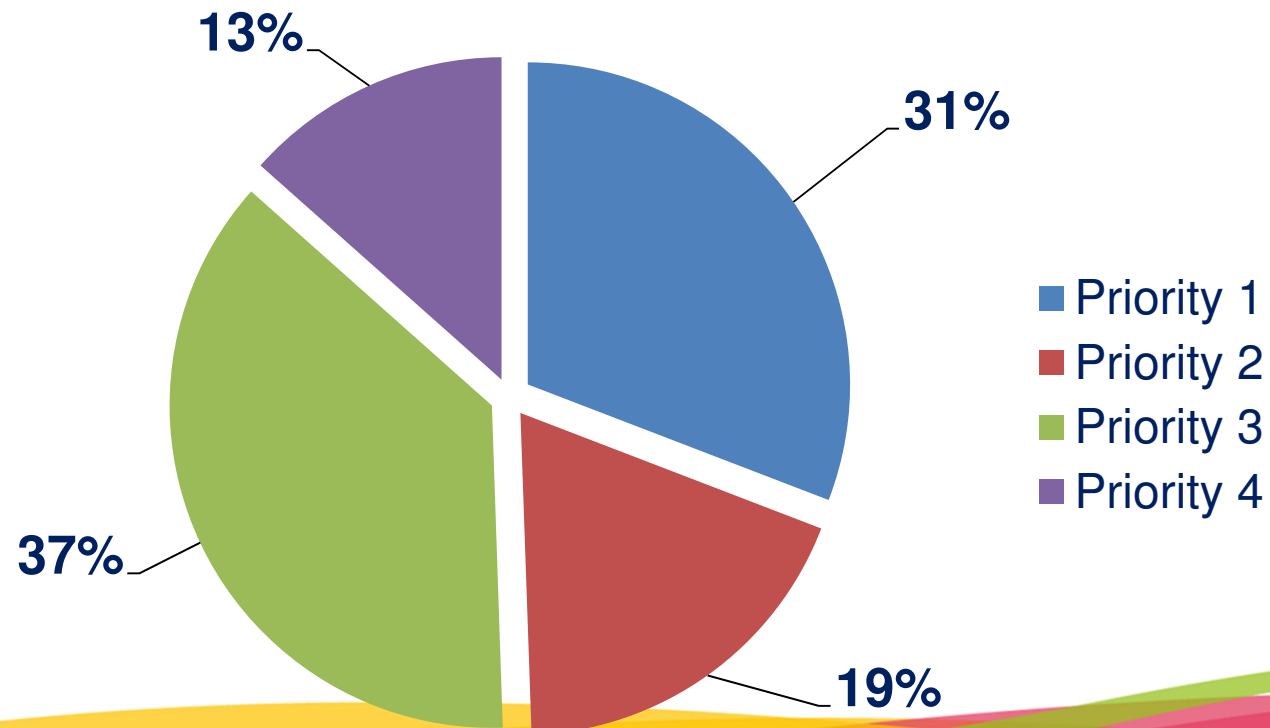
Country

Keywords





Distribution of grants for Full Applications approved in Calls 1, 2, & 3





Funding allocated and available after Cal 3

Priority and specific objective	Full Applications	ERDF funds allocated	ERDF funds remaining	Norwegian funds remaining
1.1 – Knowledge Partnerships	3	4,836,457	21,510,212	787,365
1.2 – Regional Innovation Support Capacity	6	12,972,965		
1.3 – innovation for Public Service Delivery	4	8,072,074		
2.1 – Green Products, Services and Processes to Accelerate Greening	5	11,378,459	29,306,288	2,055,213
2.2 - Products, Services and Processes to Reduce Environmental Footprint	2	4,473,825		
3.1 - Improving the Climate Resilience of Target Sites	6	18,627,495	4,473,422	1,599,098
3.2 - Long-term Sustainable Management of Ecosystems	7	13,694,957		
4.1 – Move Large Volumes of Freight Away From Long-Distance Road Transportation	1	1,731,368	17,676,886	556,374
4.2 - Stimulate Green Transport Solutions	5	9,024,921		
Total	39	€84,251,927	€72,966,808	€4,998,050



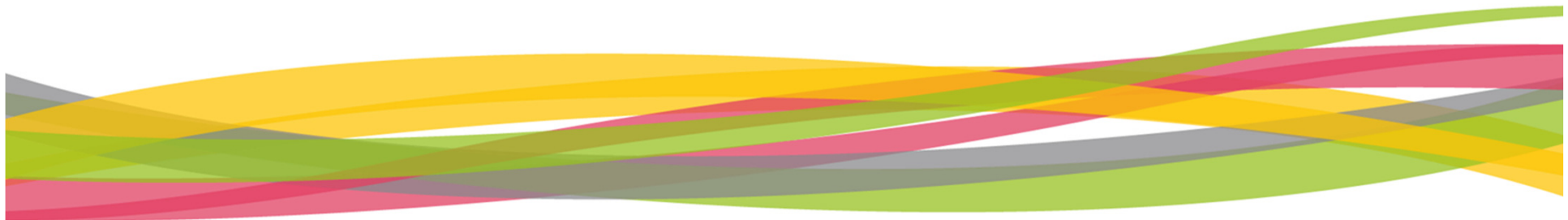
Funding requests of approved Call 4 EOIs

	ERDF grant		ERDF equivalent		Total grant	
	Indicated - call 4	Available after call 3	Indicated - call 4	Available after call 3	Indicated - call 4	Available after call 3
Priority 1	8.880.000	21.510.212	1.015.250	787.365	9.895.250	22.297.577
Priority 2	13.122.498	29.306.288	755.190	2.055.213	13.877.688	31.361.501
Priority 3	2.215.000	4.473.422	120.000	1.599.098	2.335.000	6.072.520
Priority 4	7.706.399	17.676.886	850.000	556.374	8.556.399	18.233.260
Total	€31.923.897	€72.966.808	€2.740.440	€4.998.050	€34.664.337	€77.964.858



Characteristics of strong, successful projects – part 1

- ‘Red thread’
- Familiar with gaps and how they can fill them
- Know what they want to achieve





Characteristics of strong, successful projects – part 2

- Know their target groups
- Strong communications plan and activities
- Relevant partnership
- Reasonable budget





Reasons for rejection (in order of frequency) – part 1

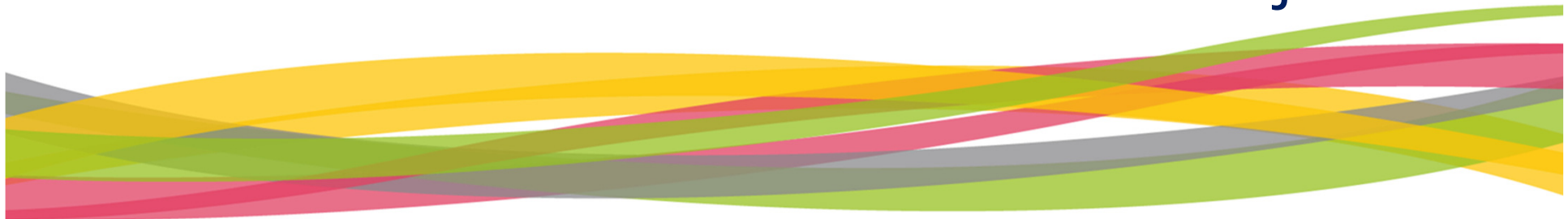
- Weak/insufficient results
- Weak/insufficient partnership
- Poorly constructed budget
- Lack of transnationality





Reasons for rejection (in order of frequency) – part 2

- Absence/lack of context/focus
- Weak work plan/irrelevant activities
- No evidence of building on existing results/practices
- Poor to absent communications objectives





**If you have questions,
ask, ask, ask, ... Please ask!**

