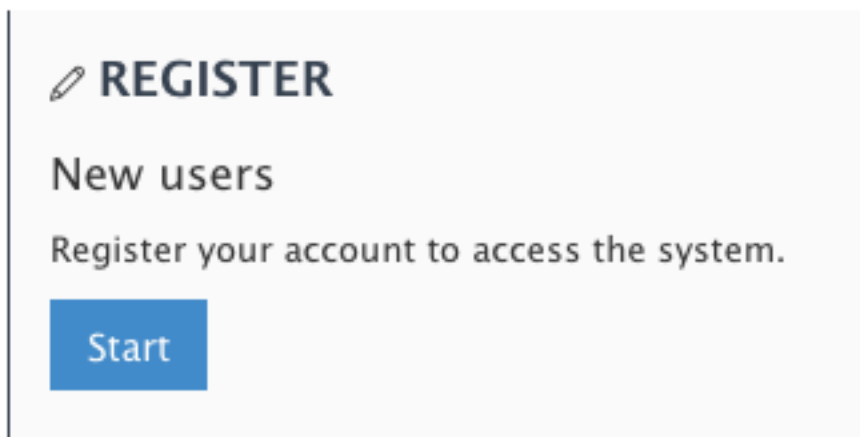





## How to create an account

1. Go to <https://vb.northsearegion.eu>
2. Click the START button in the REGISTER area



3. Fill in the fields in both tabs and click 'Submit' to save your data. Fields with the \* sign are required and must be filled in.





## Account registration

[Home](#) > [Access](#) > [New account](#)

Main **Contact**

First Name \*

Last Name \*

Organization \*


Department

Communication notifications  Daily digest  Instant

Profile Photo Upload a file  
 No file selected.

4. A confirmation e-mail has been sent. Check your e-mail account and follow the instructions in order to get a password.

5. Now you are ready to log into the system

 **LOGIN**

Existing users

[Forgot your password?](#)

